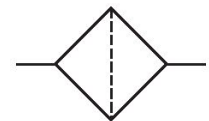


AVENTICS Series NL6 Air Preparation Units

The AVENTICS Series NL maintenance units are suitable for all areas: as individual components or as assembled maintenance units, for centralized or decentralized compressed air preparation, in compact or powerful versions, for use in high or low temperatures. This line offers a complete, customizable compressed air preparation technology. It includes an option to combine every component in the Series to achieve the desired function, making it possible to adjust the components precisely to the application requirements.



Technical data

Industry	Industrial
Parts	Active carbon filter
Reservoir	Metal reservoir without window
Port	G 1
Nominal flow Q _n	5500 l/min
Min. working pressure	0.5 bar
Max. working pressure	16 bar
Min. ambient temperature	-10 °C
Max. ambient temperature	60 °C
Medium	Compressed air Neutral gases
Max. achievable compressed air class acc. to ISO 8573-1:2010	- : - : 1
Filter reservoir volume	130 cm ³
Filter element	exchangeable
Recommended pre-filtering	0.01 µm
Weight	1.92 kg
Mounting orientation	vertical
Type	Can be assembled into blocks

Material

Housing material	Die cast zinc
Material front plate	Acrylonitrile butadiene styrene
Seal material	Acrylonitrile butadiene rubber
Material reservoir	Die cast zinc
Material filter insert	Active carbon
Part No.	0821303815

Technical information

The pressure dew point must be at least 15 °C less than ambient and medium temperature and may not exceed 3 °C.

A change in the flow direction (from air supply on the left to air supply on the right) occurs by rotating installation by 180° about the vertical axis. Please see the operating instructions for further details.

Nominal flow Q_n with secondary pressure $p_2 = 6$ bar at $\Delta p = 0,1$ bar

If pre-filter/microfilter/active carbon filter are placed directly next to each other, a stop plate 1827009590 (G3/4) or 1827009591 (G1) has to be mounted in between with NL6 block assembly kit 1827009593.

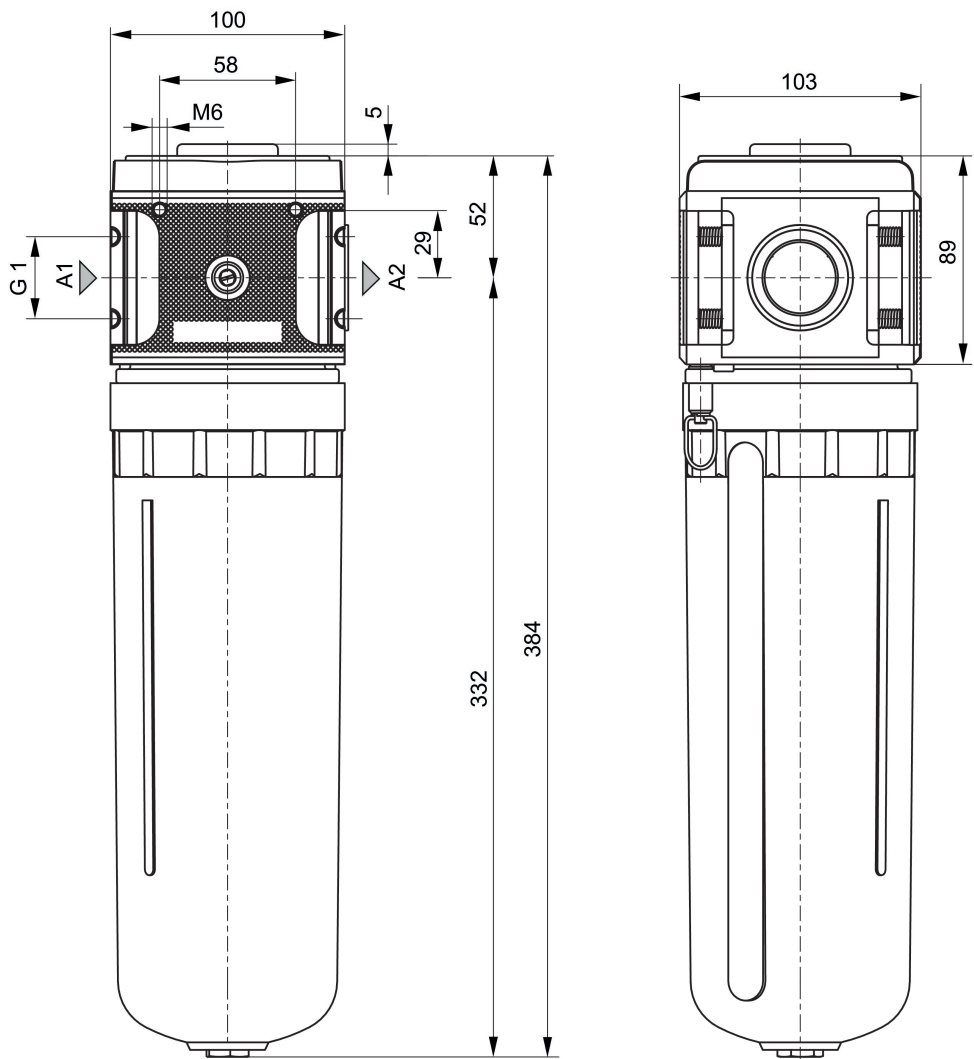
Active carbon filter, Series NL6-FLA

0821303815

Series NL6

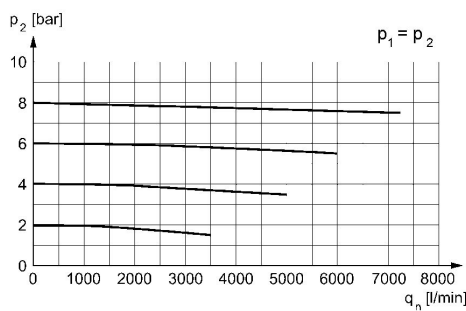
2024-04-24

Dimensions in mm



A1 = input
A2 = output

Flow rate characteristic, $p_2 = 0,05 - 7$ bar



p_2 = secondary pressure q_n = nominal flow